

S700 Combine Loss Measurement Method

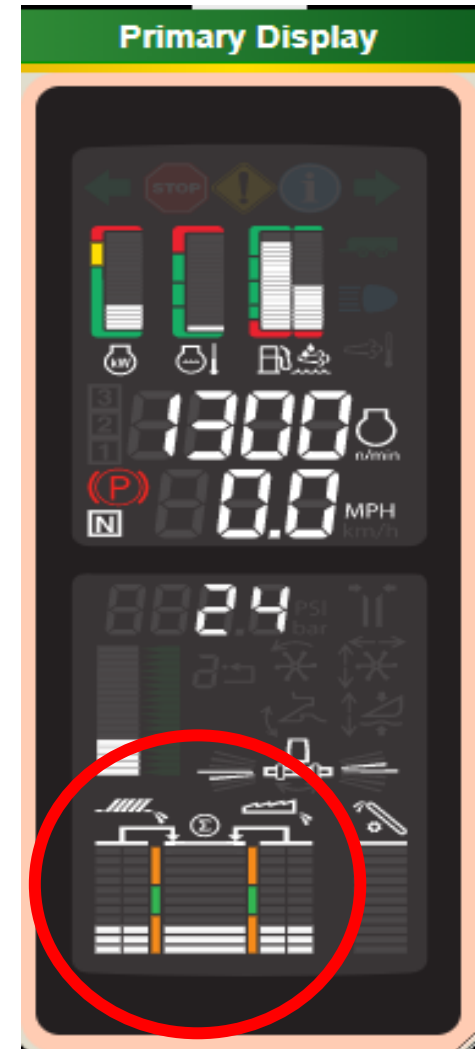
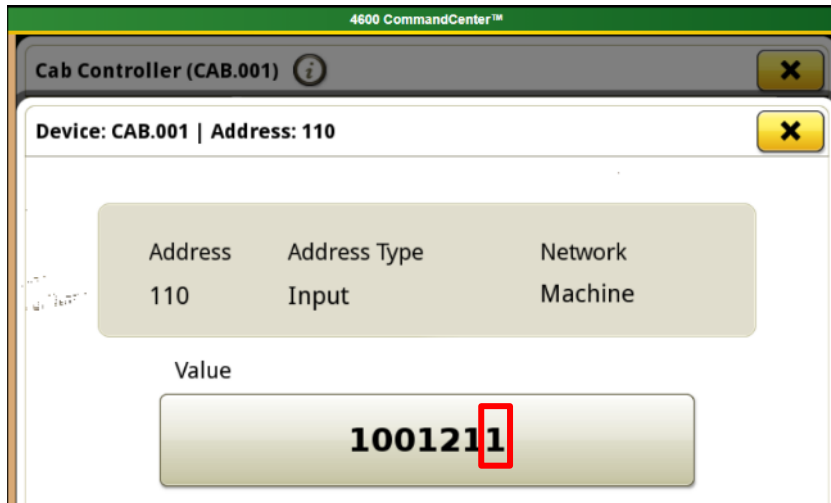
Summer 2021



Optimize the Combine





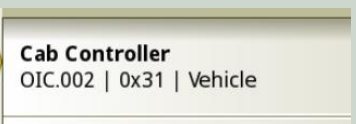
What: Loss Sensor Fine Tuning


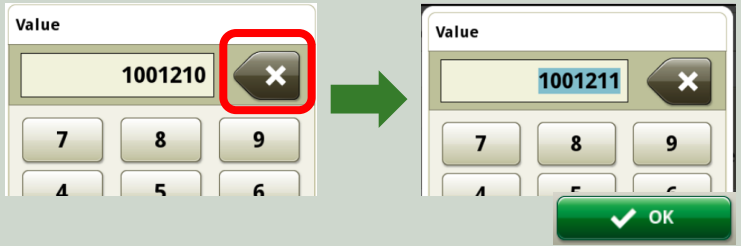
- VisionTrak™ Relative Loss Sensor System setup
 - Default measurement is “time based”.
 - Better results occur with “area” based measurement
 - Cab address #110, right most digit = 1
 - Default value from the factory = 0



Optimize the Combine

Loss Sensor Fine Tuning: Steps to make the change to "Area-Based" loss Measurement

Order	Icon
1.	
2.	
3.	
4.	
5.	

Order	Icon
6.	
7.	110 Input 1001210
8.	 <p>Use the back button to erase right digit. Replace the right digit "0" with "1" for area-based measure. Note, hitting the back button once while number string is blue will only erase the right digit</p>
9.	110 Input 1001211 Success!



JOHN DEERE



**SYDENSTRICKER
NOBBE**